

# C'mon Down

Artist: Poor Man's Poison / Album: Providence / i-Tunes download / Time: 2:37

Level: Easy-Int / Genre: Country / Moderate speed

Choreo: Barbara Bizovie, CCI / [okanagancloggin@hotmail.com](mailto:okanagancloggin@hotmail.com)

2023

## Sequence: A B A C B Bridge D C\* Ending

### Wait 16 beats, begin with left foot lead

#### Part A (32 beats)

- (8) Stiff  
(Moving right) DS DT(ots) Hclk RS DT(ots) Hclk RS DS DS RS  
L R L RL R L RL R L RL  
&1 & 2 &3 & 4 &5 &6 &7 &8
- (4) Soccer Turn  
(Turn 1/2 R) DS DT(turn 1/2 R) Hclk DS RS  
R L R L RL  
&1 & 2 &3 &4
- (4) Triple DS DS DS RS  
R L R LR  
&1 &2 &3 &4

### Repeat the above 16 beats using same footwork

#### Part B (32 beats)

- (4) Triple Loop DS DS(xif) DS Loop S(ib)  
L R L R R  
&1 &2 &3 & 4
- (4) Heel Toe Combo DS Htch(if) Hclk Ttch(ib) Hclk Htch(if) Hclk  
L R L R L R L  
&1 & 2 & 3 & 4

### Repeat the above 8 beats using opposite footwork, then add

- (8) Crazy Step  
(fwd) DS(f) DS(f) DS(f) Kick Hclk RS DS RS Kick Hclk  
L R L R L RL R LR L R  
&1 &2 &3 & 4 &5 &6 &7 & 8
- (4) Triple (back)
- (4) Joey DS BA(xib) BA(ots) BA(ots) BA(xib) BA(ots) S  
R L R L R L R  
&1 & 2 & 3 & 4

### Part A(32 beats) [Stiff(moving right), Soccer Turn (1/2R), Triple] Repeat using same footwork

#### Part C(16 beats)

- (4) Traveling Shoes  
(turn 1/4 L) DS(turn 1/4 L) Hswl S Hswl S Hswl S  
L R L R L R L  
&1 & 2 & 3 & 4
- (4) Triple (turn 1/4 L)

### Repeat the above 8 beats using same footwork

# C'mon Down

Page 2

---




**Part B(32 beats)** [Triple Loop, Heel Toe Combo] **Repeat** then add Crazy Step (fwd), Triple (back), Joey]

## Bridge(16 beats)

(16) 2 Stiff (moving right and then moving left)



## Part D(32 beats)

(4) Walkover

DS Clap S(xif) Clap S(ib) Clap S(ots)  
L  R  L  R  
&1 & 2 & 3 & 4

(4) 2 Clap Basics

(turn ¼ L)

Clap S RS Clap S RS  
 L RL  R LR  
& 1 &2 & 3 &4

**Repeat the above 8 beats 3 more times using same footwork**

**Part \*C (32 beats)** [Traveling Shoes (1/4 L) Triple (NO TURN)]

**Repeat 3 more times using same footwork**

## Ending (1 beat)

(1) (P) Step  
& 1

---

### Step abbreviations

DS = double step  
S = step  
RS = rock step  
H = heel  
T = toe  
DT =double toe  
BR = brush  
DR = Drag  
BRK = Break  
BA = Ball

### Direction

clk = click  
xif = cross in front  
xib = cross in back  
ots = out to side  
ib = in back  
if = in front  
tch = touch  
f = moving forward  
b = moving back  
w = weight  
swl= swivel